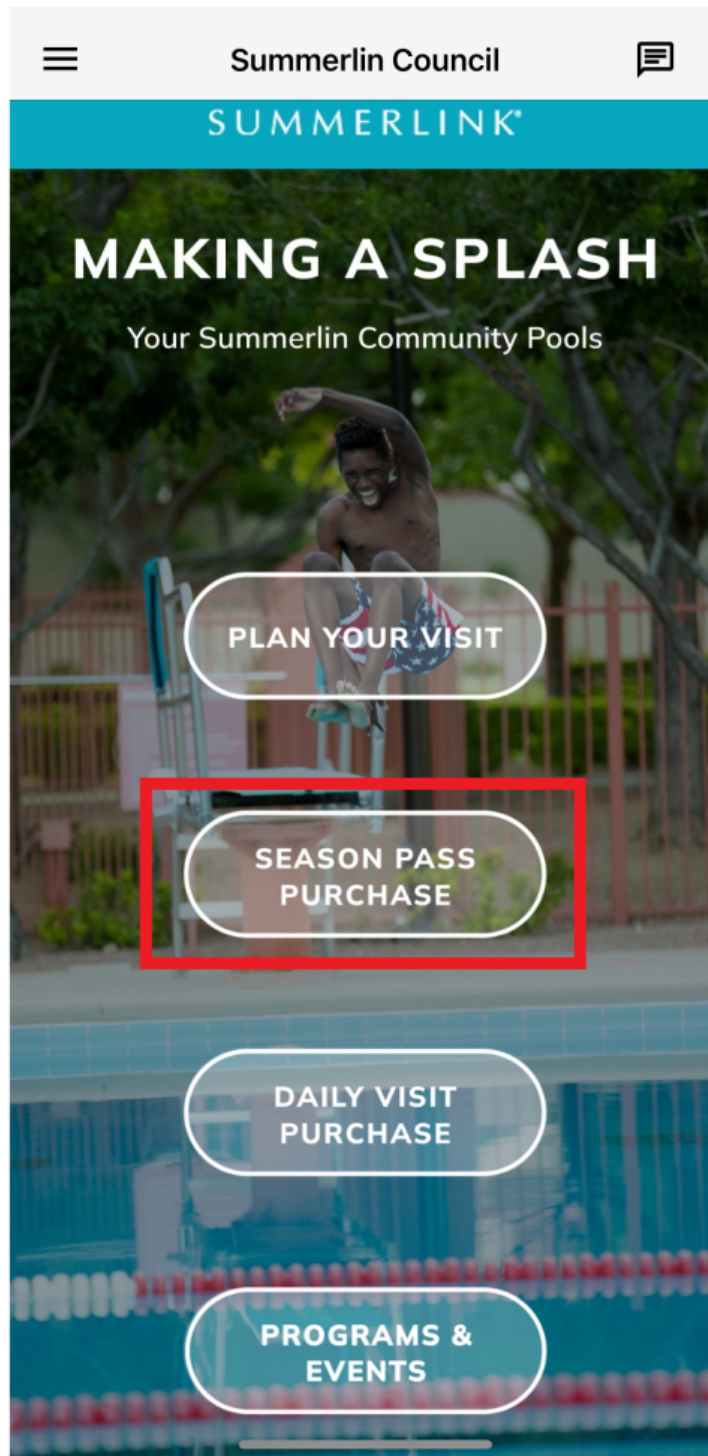



## HOW TO PURCHASE SEASON PASS

Select “**Season Pass Purchase.**”



Select **“Click Here to Purchase.”**



## Season Passes

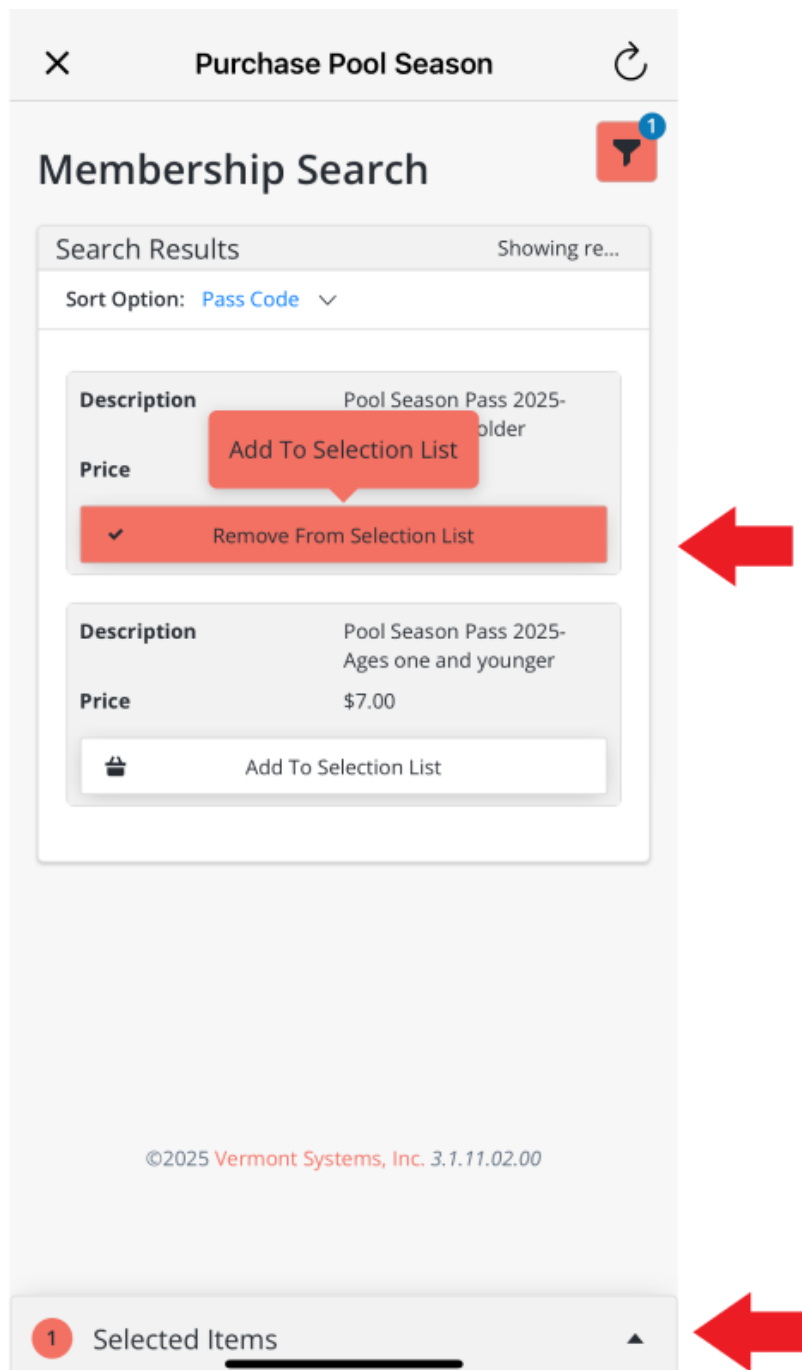
Pool season passes may be purchased online for \$40 for ages two and older and \$7 for ages one and younger. A valid Summerlin resident I.D. card is required for purchase. Each season pass entitles the cardholder unlimited access to the Trails, Willows and Vistas Community Pools through the duration of the pool season.

[Click Here to Purchase](#)

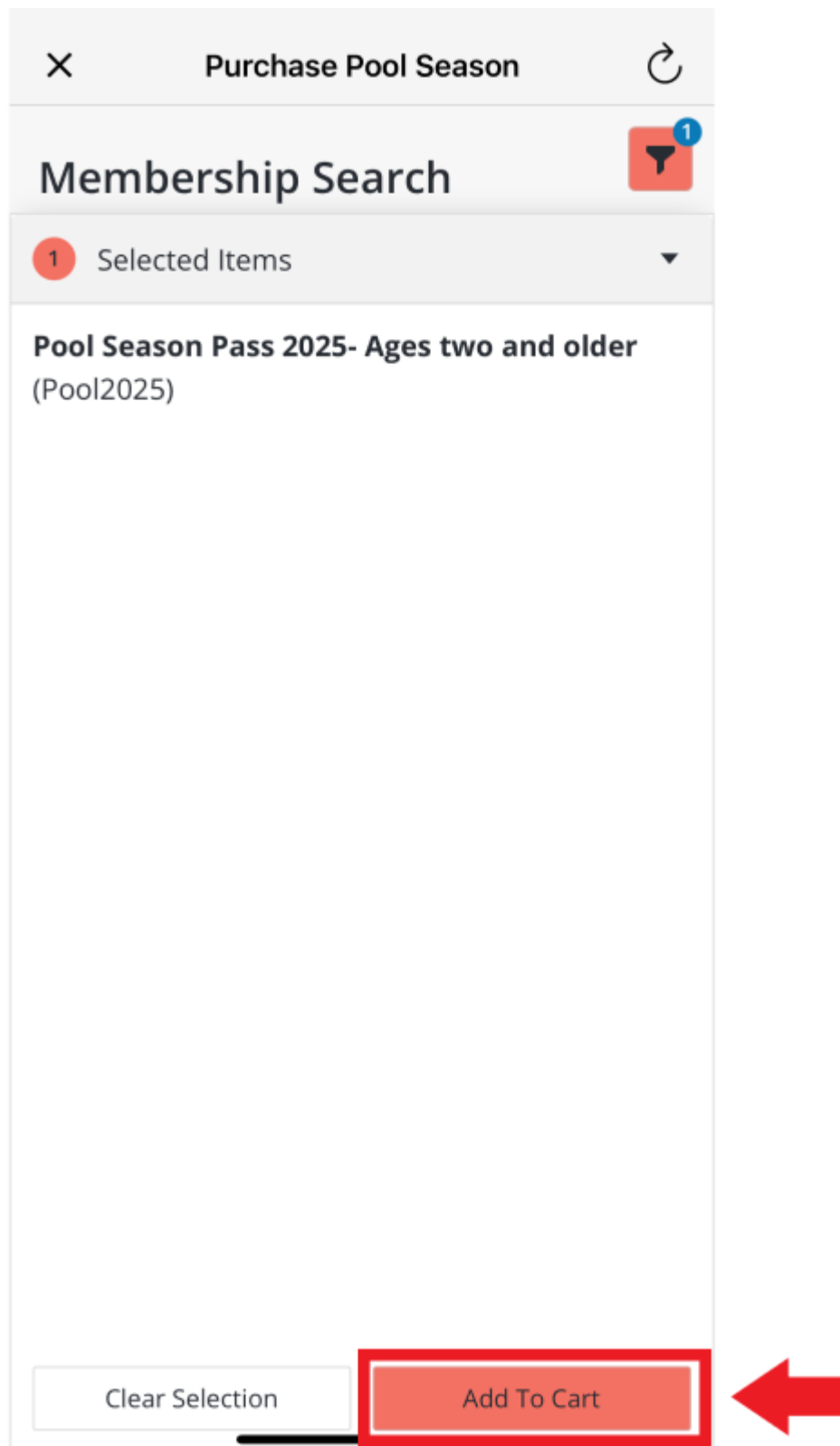


**Note: If not already logged in, you will be required to do so now. If you need assistance logging in, please refer to the log in instructions.**

On this screen, you will find available pool passes based on age. Locate the pass you wish to purchase.

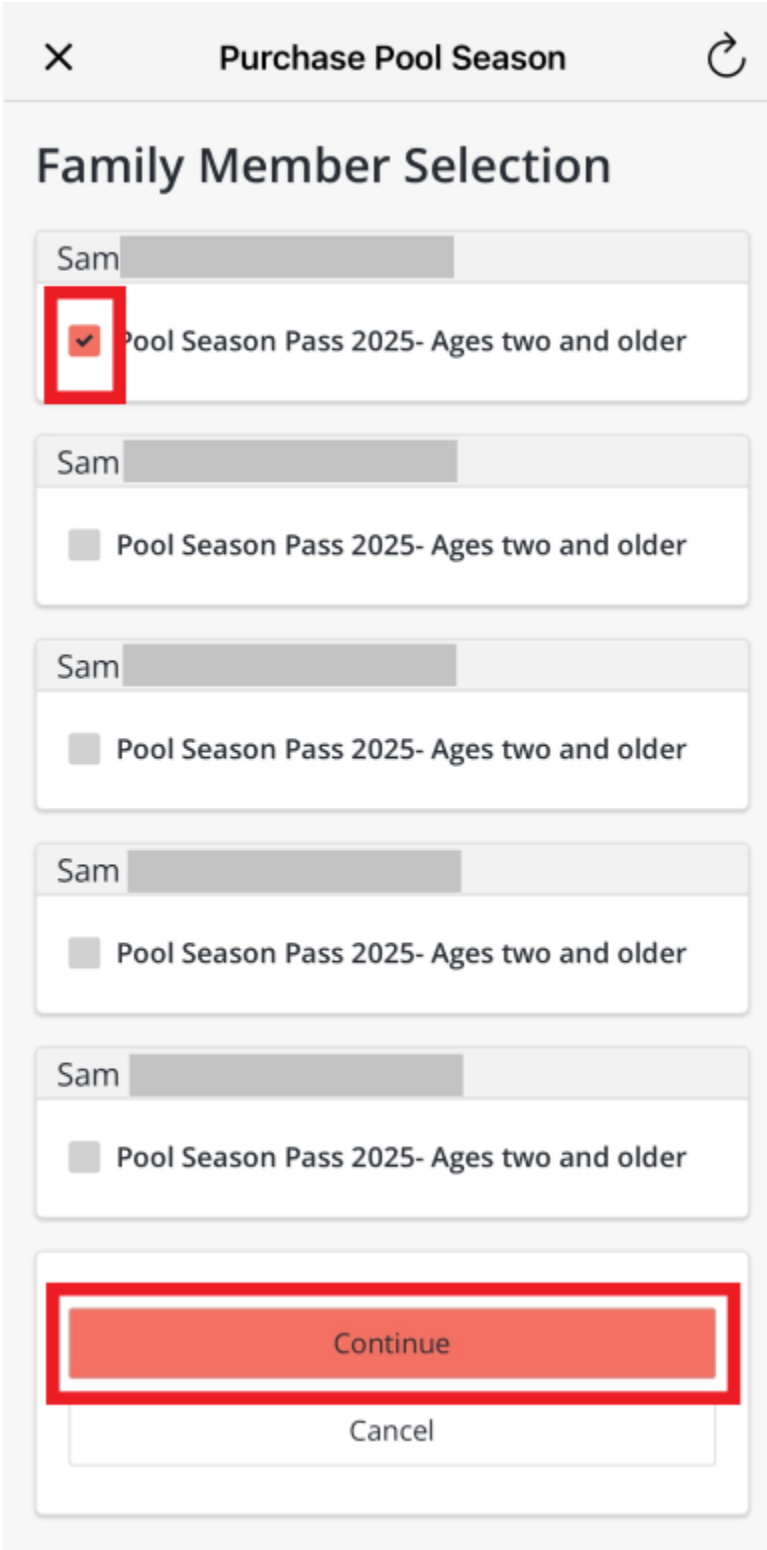


After selecting your season pass, click **“Add to Cart.”**



Select the household member(s) purchasing a pool season pass.

Click **“Continue.”**



The screenshot shows a mobile app interface titled "Purchase Pool Season". Below the title is a section "Family Member Selection". There are five entries, each with a name "Sam" and a selection box for "Pool Season Pass 2025- Ages two and older". The first entry's selection box is checked and highlighted with a red square. A red arrow points to this box. At the bottom, there are two buttons: "Continue" (highlighted with a red rectangle) and "Cancel". A red arrow points to the "Continue" button.

×

Purchase Pool Season

↻

Family Member Selection

Sam

☒ Pool Season Pass 2025- Ages two and older

Sam

☐ Pool Season Pass 2025- Ages two and older

Sam

☐ Pool Season Pass 2025- Ages two and older

Sam

☐ Pool Season Pass 2025- Ages two and older

Sam

☐ Pool Season Pass 2025- Ages two and older

Continue

Cancel

Review the waiver and click “**I Agree**” at the bottom of the page, then “**Continue.**” (Please note: You will be asked to agree to the waiver for each household member selected.)

X

Purchase Pool Season

Waivers

therewith. I and my guest(s) understand that there are inherent risks associated with entering public areas and public accommodations, including the risk of contracting the Covid-19 virus. This assumption of risk, release, indemnity and hold harmless obligations as to myself and my guest(s) also expressly applies to any liability, claim or action for damages based on Covid-19, including any exposure to, infection by and/or contraction of the Covid-19 virus. Visitors are reminded to act responsibly and follow the latest guidance. No refunds or credits will be issued for no-shows or unused visits.

**SEASON PASS ACTIVATION INFORMATION-- PLEASE READ CAREFULLY!**

**BEFORE YOUR SEASON PASS IS ACTIVE, YOU MUST VALIDATE YOUR SUMMERLIN RESIDENT I.D. CARD BY RECEIVING A 2025 SEASON PASS STICKER. TO DO SO, PLEASE BRING YOUR RESIDENT I.D. CARD ALONG WITH A RECEIPT OF PURCHASE TO THE TRAILS, WILLOWS, OR VISTAS COMMUNITY CENTERS DURING NORMAL BUSINESS HOURS.**

☐

I agree with the above \*

Continue

Cancel



Review the season passes selected for purchase. If correct, click “**Proceed to Checkout.**”

To add a season pass for an additional household member, choose “Continue Shopping.”

If you do not want the selection made, you may choose “Empty Cart” and start over.

×

Purchase Pool Season

↺

Shopping Cart

Remove

Description

Pool Season Pass 2025-  
Ages two and older  
(166869) (Active)

Name

Sam

Total Fees

\$ 40.00

Description

Grand Total Fees Due

Name

Total Fees

\$ 40.00

Description

Total Old Balances  
Not in Shopping Cart

Name

Total Fees

\$ 0.00

Proceed To Checkout

Continue Shopping



Before processing payment:

- Review your balance(s)
- Choose your payment method
- Make sure your customer information is correct
- Complete your payment information
- Click “I’m not a robot” box

Click **“Continue.”**

The screenshot shows a mobile app interface for 'Purchase Pool Season'. The title bar at the top has a close button (X), the text 'Purchase Pool Season', and a refresh button (circular arrow). Below the title bar is a 'Checkout' section. Inside this section, there is a 'Summary of Charges' box containing a table with the following items:

New Charges In Shopping Cart:	\$ 40.00
Old Balances In Shopping Cart:	\$ 0.00
Total Balance for household:	\$ 40.00
Amount To Be Paid Today:	\$ 40.00

Below the summary box is a text prompt: 'Please provide payment method for all transactions other than Tennis Court Reservations.' This is followed by a dropdown menu labeled 'Using This Payment Method: \*' with 'Visa/MC' selected. Below the payment method section is a red-bordered box containing a checkbox labeled 'I'm not a robot' and a reCAPTCHA logo with links for 'Privacy' and 'Terms'. A red arrow points from the left to this box. Below this box is a text prompt: 'Click 'Continue' to initiate the payment authorization process and generate a confirmation receipt.' Below this prompt is another red-bordered box containing a large red 'Continue' button and a smaller 'Back To Cart' button. A second red arrow points from the left to the 'Continue' button.



Your transaction is complete.

You will be sent a confirmation receipt via your E-mail.

×Purchase Pool Season↺

## Checkout Confirmation

Your Online transaction is complete. Please select an option below to continue.

Your receipt number:

A copy of your receipt will be emailed to

If you have an account with us, you can browse anytime to **My Account/Reprint/Reprint a Receipt** once the receipt has been produced.

Logout

Continue Shopping